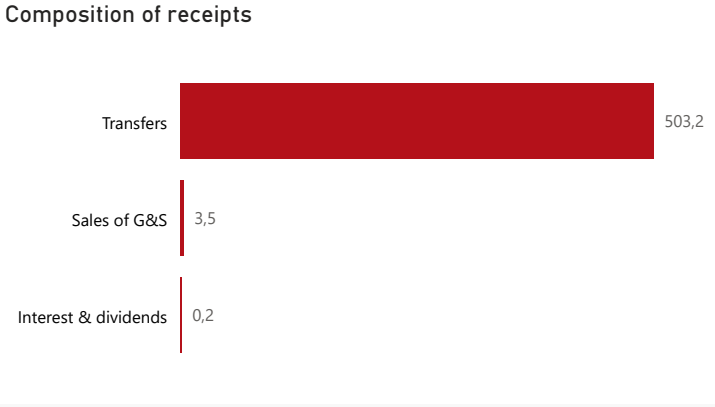
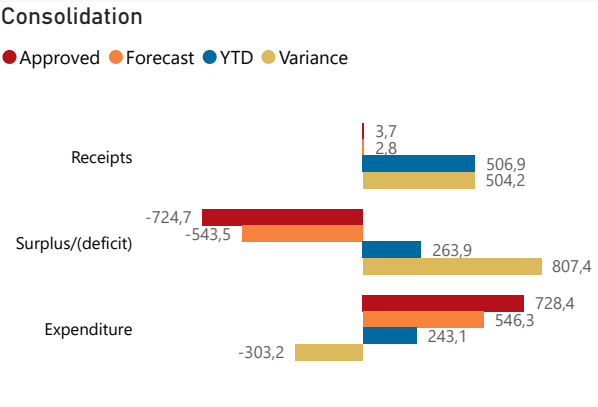


# Overview - Public Entities Quarterly Reporting

Approved receipts	Approved spending	Surplus/(deficit)
3.713734,4%	728,433,4%	-724,7

- ☐ R billion
- ☒ R million
- ☐ R thousand



Quarter

3

Cluster

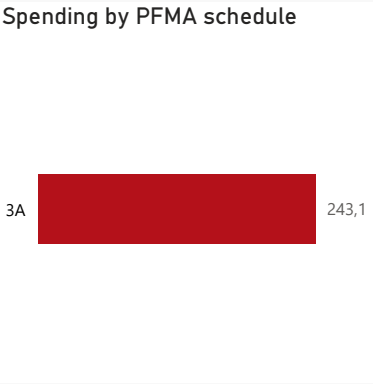
All

Department

Trade, Industry and Competition

Entity

National Lotteries Commission



# Public Entities Receipts

Approved sales of G&S

3,3

107,6%

Approved transfers

(Blank)

0,0%



national treasury

Department:  
National Treasury  
REPUBLIC OF SOUTH AFRICA

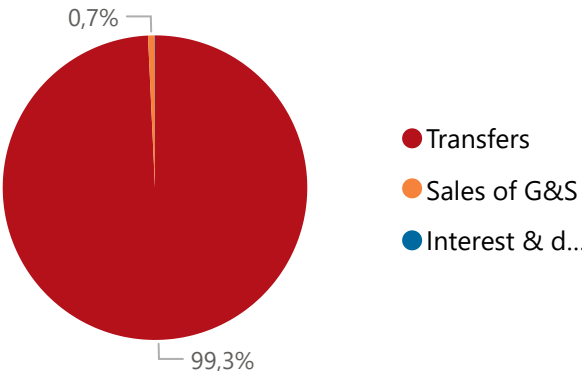
- ☐ R billion
- ☒ R million
- ☐ R thousand

## Actual vs Forecast

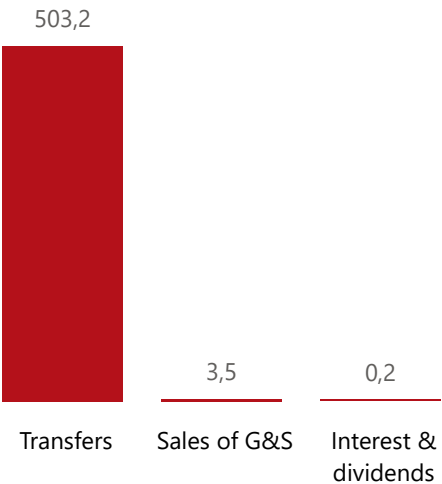
● Approved ● Forecast ● YTD ● Variance



## Composition of receipts



## Top receipts items



## Quarter

3

## Cluster

All

## Department

Trade, Industry and Competition

## Entity

National Lotteries Commission

## Top 5 Transfers



## Receipts

Level 3	Approved	YTD	% YTD
⊕ Transfers		503,2	99,3%
⊕ Sales of G&S	3,3	3,5	0,7%
⊕ Interest & dividends	0,4	0,2	0,0%
Total	3,7	506,9	100,0%

# Public Entities Spending

Approved CoE

(Blank)

0,0%

Approved G&S

(Blank)

(Blank)

Approved transfers

728,4

(Blank)

- ☐ R billion
- ☒ R million
- ☐ R thousand

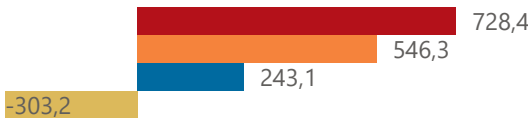


national treasury

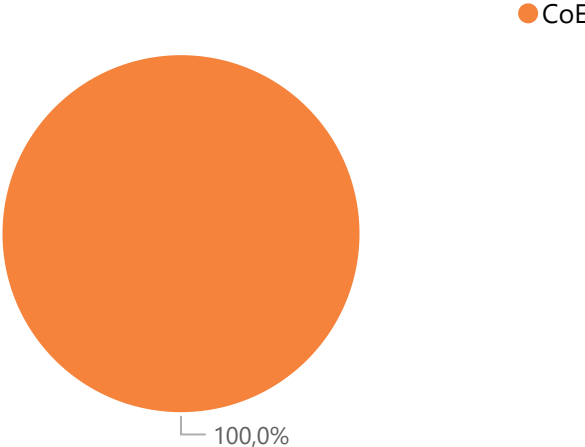
Department:  
National Treasury  
REPUBLIC OF SOUTH AFRICA

## Actual vs Forecast

● Approved ● Forecast ● YTD ● Variance



## Composition of spending



## Top spending items



## Quarter

3

## Cluster

All

## Department

Trade, Industry and Competition

## Entity

National Lotteries Commission

## Capital assets

## Spending

Level 3	Approved	YTD	% YTD
⊕ CoE		243,1	100,0%
⊕ Transfers & sub	728,4		
Total	728,4	243,1	100,0%